



The Westminster
School

Safe, Happy and Learning Together

www.thewestminsterschool.co.uk

2022/2023 Curriculum Overview

The Westminster School

my

Creativity

Curriculum Intent

In My Creativity, our intent is to enable all pupils to explore their creativity and imagination. Our pupils develop an understanding of all forms of My Creativity from their class teacher, specialists in school and partner arts organisations. Pupils will have the opportunity to experience Creativity in the community which include anything from live safe performances to visits to other arts organisations such as; art galleries, culture and sites of historical interest.

Our main priority is for our pupils to grow in confidence within all aspects of My Creativity and to develop a passion for the arts encouraging self-expression and communication. In order to achieve this, pupils will:

- Discover their personal interests and passions within My Creativity.
- Explore a range of ways to communicate using creativity as a language and form of expression.
- Immerse themselves in to creative experience and the works of prominent artists.
- Celebrate their creative skills through showcasing their achievements.

Curriculum Implementation

Key Components and Strands

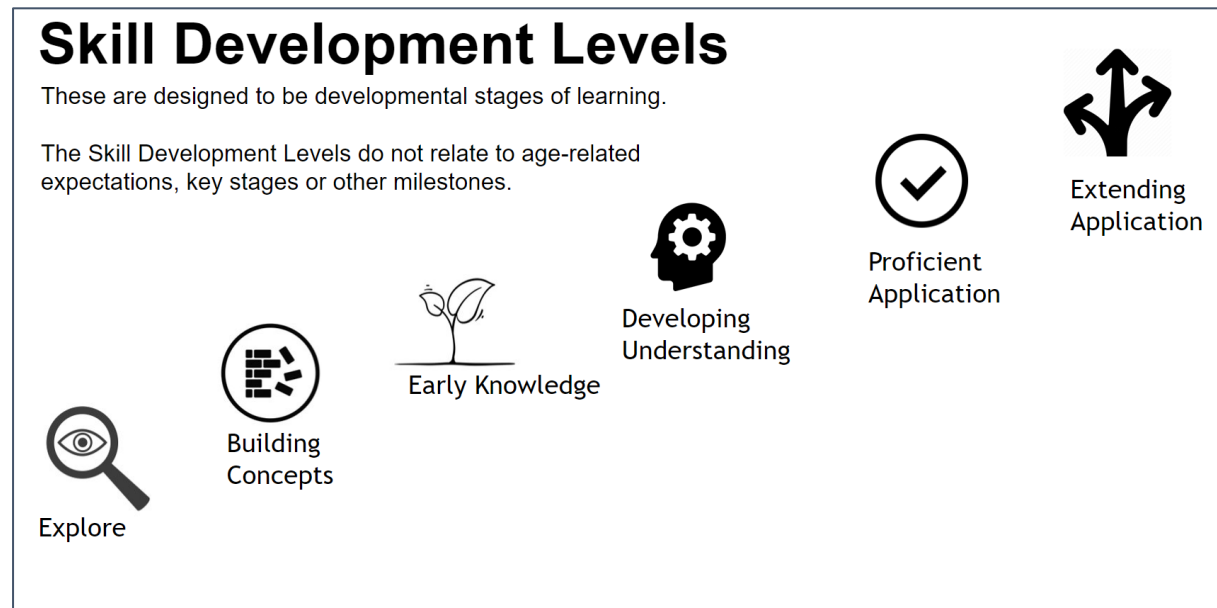
The curriculum at the Westminster School is made up of six Areas of Learning. Each Area of Learning has or 3 key Components, which encompass a number of Strands. Each strand is then broken down into key priorities of learning which are then used to support the planning and delivery of high-quality teaching and learning.

The below table details the key components and strands for My Creativity:

Area of Learning	My Creativity		
Component	Art	Music	Movement
Strand	<ul style="list-style-type: none">▪ Drawing▪ Painting▪ Printing▪ Textiles▪ 3D▪ Collage▪ Genre Knowledge▪ Multimedia	<ul style="list-style-type: none">▪ Instruments and Sounds▪ Listening and Responding▪ Notation▪ Composition and Improvisation▪ Musicianship▪ Performing	<ul style="list-style-type: none">▪ Sequencing▪ Appreciate▪ Vocal and Expressive Skills▪ Perform▪ Technical Production▪ Character Development

Skill Development Levels explained

Each Area of Learning and its key components have a Skill Development Grid. These grids are broken down into six distinct Skill Levels as detailed below.



Example Skill Development Grid - Art

Skill development			
Drawing	Painting	Printing	Textiles
<ol style="list-style-type: none"> 1. Represent thoughts and feelings in drawing 2. Uses lines to represent objects seen, remembered, observed or imagined 3. Explore tones and different grades of pencil, pastel and chalk including shading 	<ol style="list-style-type: none"> 1. Identify and use Primary colours. 2. Creates patterns using different tools and colours 3. Uses colour and marks to express mood 4. Represents things observed, remembered, imagined or observed using colour/tools. 	<ol style="list-style-type: none"> 1. Use an object to create a repetitive pattern, random or organized. 2. Apply printing techniques to more than one type of resource 3. Uses natural resources to print. 	<ol style="list-style-type: none"> 1. Is aware of colour, texture and shape 2. Sorts, collects and pulls apart cloths and threads 3. Use fabric to create a collage
3D	Collage	Genre Knowledge	Multimedia
<ol style="list-style-type: none"> 1. Use different 3D objects to build 2. Experiments with basic tools on rigid and plastic materials 	<ol style="list-style-type: none"> 1. Sorts according to specific qualities, e.g warm, cold, smooth, shiny. 2. Engages in cutting a variety of materials to add texture 3. Has experience of adhesives and decides on the most effective for a given task (Eg PVA, pritt stick, water, Sellotape) 	<ol style="list-style-type: none"> 1. Identify different types or art mediums such as paint and clay. 2. Select the basic tools and equipment required when working with a specific medium. 	<ol style="list-style-type: none"> 1. Collects or sorts photographs for a theme 2. Begin to develop an awareness of scale and colour in photography 3. Use stop, play and record functions

My Creativity links to other Areas of Learning

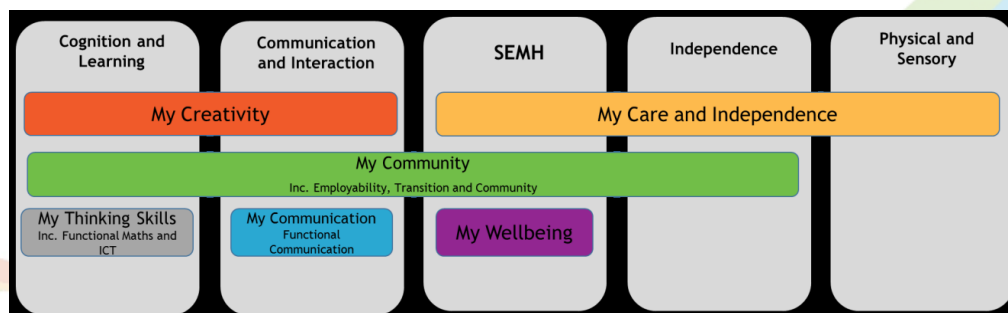
My Care and Independence	<ul style="list-style-type: none"> ▪ Designing products ▪ Marketing ▪ Leadership ▪ Developing own interests and hobbies.
My Community	<ul style="list-style-type: none"> ▪ Real life experiences ▪ Meeting artists. ▪ Sharing skills from professionals ▪ Public performance/showcase ▪ Theatre gallery visits ▪ Community arts
My Communication	<ul style="list-style-type: none"> ▪ Language ▪ Expression ▪ Emotions ▪ Creative Writing ▪ Planning ▪ Performance/Showcase/Exhibition
My Thinking	<ul style="list-style-type: none"> ▪ Technology (Film, Camera, Editing) ▪ Money (Preparing for shows and selling tickets) ▪ Music technology ▪ Counting ▪ Shape ▪ Planning
My Wellbeing	<ul style="list-style-type: none"> ▪ Love of learning ▪ Happiness ▪ Passion ▪ Joy ▪ Mindfulness ▪ Mental Health

My Creativity links to EHCP Areas

It's important to ensure our curriculum makes direct links to current Educational Health and Care Plan (EHCP) areas. The broad areas of need, as detailed in the SEND Code of Practice, and operationalised through the EHCP are as follows:

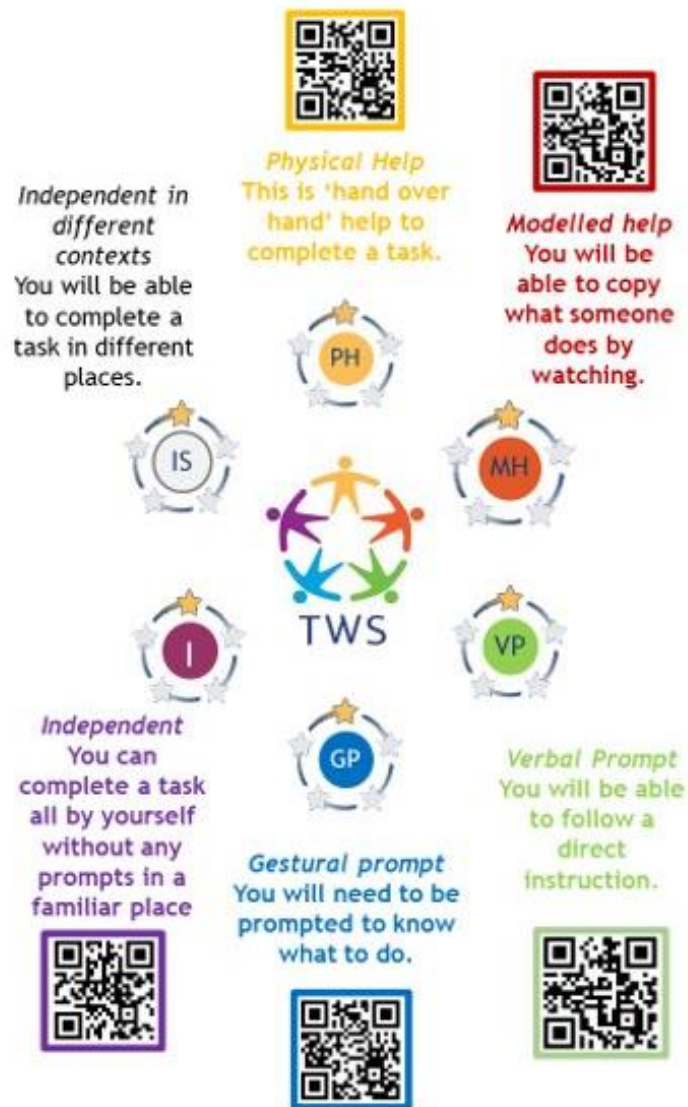
- Communication and interaction.
- Cognition and learning.
- Social, emotional and mental health (SEMH).
- Independence.
- Sensory and/or physical needs.

See below for links to key EHCP Areas for all Areas of Learning:



Towards Independence Hierarchy

At the Westminster School we attribute progress through judgments against a Towards Independence Hierarchy. The Hierarchy allows for staff in school to make judgments based on how independently pupil's work towards or achieve an activity or target. For more information on how we assess and feedback to pupils at The Westminster School please refer to our most recent Assessment and Feedback Policy.



Accreditations

All Areas of Learning in the Westminster School Curriculum provide opportunities for pupils to work towards accreditations. All accreditations are carefully considered for their appropriateness and suitability for each individual pupil.

The accreditation available to pupils as part of their My Creativity sessions include:

- Arts Award – (Offered to Key Stage 5 pupils across all Curriculum Pathways)

My Creativity contributions to SHaLT

Our values at The Westminster School are encompassed in our statement of Safe, Happy and Learning Together. Through this we seek to develop our values statement: Building foundations and providing opportunities to create confident, aspirational and independent members of our community.

The table below shows how My Creativity contributes to achieving our overall statement:

Safe	Throughout My Creativity sessions young people are able to explore and discover new skills in a safe and supportive way.
Happy	Pupils are given the opportunities to develop a passion for the arts. Pupils are happy to share the work they have created and show a sense of pride for their work.
Learning	Pupils learn skills, techniques and explore prominent artists within a range of genres. They are also given the opportunities to develop a love of learning and discover their own likes and interests within My Creativity.
Together	Pupils work together to create, share and celebrate their success.

Enrichment Opportunities

We pride ourselves on the enrichment opportunities we provide for pupils across all Areas of Learning. Enrichment opportunities within My Creativity include:



Big Top Musical Adventures deliver thematic music workshops to pupils predominantly in our Personal Development Curriculum Pathway.



Specialists from the Hippodrome deliver drama sessions for pupils across of all Curriculum Pathways.



Musicians from SIPS Music deliver 1:1 and group instrumental lessons.



We have a link with Arts Connect, where visiting artists come and work with pupils of all ages and abilities.